

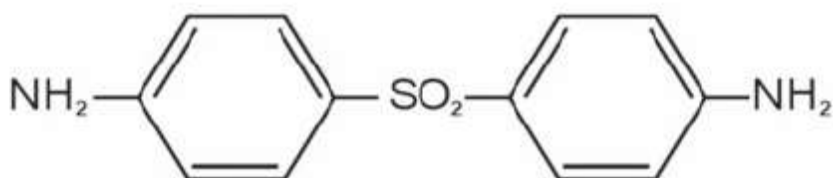
DAPSONE - dapsone tablet
ANI Pharmaceuticals, Inc.

Dapsone Tablets USP, 25 mg and 100 mg

DESCRIPTION

Dapsone-USP, 4,4'-diaminodiphenylsulfone (DDS), is a primary treatment for Dermatitis herpetiformis. It is an antibacterial drug for susceptible cases of leprosy. It is a white to yellow crystalline powder. Sparingly soluble in alcohol; Soluble in acetone and in dilute mineral acids; practically insoluble in water.

Dapsone is issued on prescription in tablets of 25 and 100 mg for oral use.



Inactive Ingredients: Colloidal Silicon Dioxide, Corn Starch, Magnesium Stearate and Microcrystalline Cellulose.

USP Dissolution Test Pending.

CLINICAL PHARMACOLOGY

Actions: The mechanism of action in Dermatitis herpetiformis has not been established. By the kinetic method in mice, Dapsone is bactericidal as well as bacteriostatic against *Mycobacterium leprae*.

Absorption and Excretion: Dapsone, when given orally, is rapidly and almost completely absorbed. About 85 percent of the daily intake is recoverable from the urine mainly in the form of water-soluble metabolites. Excretion of the drug is slow and a constant blood level can be maintained with the usual dosage.

Blood Levels: Detected a few minutes after ingestion, the drug reaches peak concentration in 4 to 8 hours. Daily administration for at least eight days is necessary to achieve a plateau level. With doses of 200 mg daily, this level averaged 2.3 mcg/ml with a range of 0.1 to 7.0 mcg/ml. The half-life in the plasma in different individuals varies from ten hours to fifty hours and averages twenty-eight hours. Repeat tests in the same individual are constant. Daily administration (50 to 100 mg) in leprosy patients will provide blood levels in excess of the usual minimum inhibitory concentration even for

patients with a short Dapsone half-life.

INDICATIONS AND USAGE

Dermatitis herpetiformis: (D.H.)

Leprosy: All forms of leprosy except for cases of proven Dapsone resistance.

CONTRAINDICATIONS

Hypersensitivity to Dapsone and/or its derivatives.

WARNINGS

The patient should be warned to respond to the presence of clinical signs such as sore throat, fever, pallor, purpura or jaundice. Deaths associated with the administration of Dapsone have been reported from agranulocytosis, aplastic anemia and other blood dyscrasias. Complete blood counts should be done frequently in patients receiving Dapsone. The FDA Dermatology Advisory Committee recommended that, when feasible, counts should be done weekly for the first month, monthly for six months and semi-annually thereafter. If a significant reduction in leucocytes, platelets or hemopoiesis is noted, Dapsone should be discontinued and the patient followed intensively. Folic acid antagonists have similar effects and may increase the incidence of hematologic reactions; if coadministered with Dapsone the patient should be monitored more frequently. Patients on weekly pyrimethamine and Dapsone have developed agranulocytosis during the second and third month of therapy.

Severe anemia should be treated prior to initiation of therapy and hemoglobin monitored. Hemolysis and methemoglobin may be poorly tolerated by patients with severe cardiopulmonary disease.

Cutaneous reactions, especially bullous, include exfoliative dermatitis and are probably one of the most serious, though rare, complications of sulfone therapy. They are directly due to drug sensitization. Such reactions include toxic erythema, erythema multiforme, toxic epidermal necrolysis, morbilliform and scarlatiniform reactions, urticaria and erythema nodosum. If new or toxic dermatologic reactions occur, sulfone therapy must be promptly discontinued and appropriate therapy instituted. Leprosy reactional states, including cutaneous, are not hypersensitivity reactions to Dapsone and do not require discontinuation. See special section.

PRECAUTIONS

General

Hemolysis and Heinz body formation may be exaggerated in individuals with a glucose-6-

phosphate dehydrogenase (G6PD) deficiency, or methemoglobin reductase deficiency, or hemoglobin M. This reaction is frequently dose-related. Dapsone should be given with caution to these patients or if the patient is exposed to other agents or conditions such as infection or diabetic ketosis capable of producing hemolysis. Drugs or chemicals which have produced significant hemolysis in G6PD or methemoglobin reductase deficient patients include Dapsone, sulfanilamide, nitrite, aniline, phenylhydrazine, naphthalene, niridazole, nitro-furantoin and 8-amino-antimalarials such as primaquine.

Toxic hepatitis and cholestatic jaundice have been reported early in therapy. Hyperbilirubinemia may occur more often in G6PD deficient patients. When feasible, baseline and subsequent monitoring of liver function is recommended; if abnormal, Dapsone should be discontinued until the source of the abnormality is established.

Drug Interactions

Rifampin lowers Dapsone levels 7 to 10-fold by accelerating plasma clearance; in leprosy this reduction has not required a change in dosage. Folic acid antagonists such as pyrimethamine may increase the likelihood of hematologic reactions.

A modest interaction has been reported for patients receiving 100 mg Dapsone daily in combination with trimethoprim 5 mg/kg q6h. On Day 7, the serum Dapsone levels averaged 2.1 ± 1.0 mcg/mL in comparison to 1.5 ± 0.5 mcg/mL for Dapsone alone. On Day 7, trimethoprim levels averaged 18.4 ± 5.2 mcg/mL in comparison to 12.4 ± 4.5 mcg/mL for patients not receiving Dapsone. Thus, there is a mutual interaction between Dapsone and trimethoprim in which each raises the level of the other about 1.5 times.

A crossover study¹ designed to assess the potential of a drug interaction between Dapsone, 100 mg/day and trimethoprim, 200 mg every 12 hours, in eight asymptomatic HIV positive volunteers (average CD4 count 524 cells/mm³) demonstrated that there was not a significant drug interaction between Dapsone and trimethoprim. However, an earlier report² also by Lee et al, in 78 HIV infected patients with acute *Pneumocystis carinii* pneumonia, receiving Dapsone, 100 mg/day and higher trimethoprim dose, 20 mg/kg/day, demonstrated that the serum levels of Dapsone were increased by 40% and trimethoprim levels were increased by 48% when the drugs were administered concurrently.

Carcinogenesis, mutagenesis

Dapsone has been found carcinogenic (sarcomagenic) for male rats and female mice causing mesenchymal tumors in the spleen and peritoneum, and thyroid carcinoma in female rats. Dapsone is not mutagenic with or without microsomal activation in *S. typhimurium* tester strains 1535, 1537, 1538, 98, or 100.

Pregnancy

Teratogenic Effects. Pregnancy Category C: Animal reproduction studies have not been conducted with Dapsone. Extensive, but uncontrolled experience and two published surveys on the use of Dapsone in pregnant women have not shown that Dapsone increases the risk of fetal abnormalities if administered during all trimesters of pregnancy or can affect reproduction capacity. Because of the lack of animal studies or

controlled human experience, Dapsone should be given to a pregnant woman only if clearly needed. In general, for leprosy, USPHS at Carville recommends maintenance of Dapsone. Dapsone has been important for the management of some pregnant D.H. patients.

Nursing Mothers

Dapsone is excreted in breast milk in substantial amounts. Hemolytic reactions can occur in neonates. See section on hemolysis. Because of the potential for tumorigenicity shown for Dapsone in animal studies a decision should be made whether to discontinue nursing or discontinue the drug taking into account the importance of drug to the mother.

Pediatric Use

Pediatric patients are treated on the same schedule as adults but with correspondingly smaller doses. Dapsone is generally not considered to have an effect on the later growth, development and functional development of the pediatric patient.

ADVERSE REACTIONS

In addition to the warnings listed above, the following syndromes and serious reactions have been reported in patients on Dapsone.

Hematologic Effects: Dose-related hemolysis is the most common adverse effect and is seen in patients with or without G6PD deficiency. Almost all patients demonstrate the inter-related changes of a loss of 1 to 2g of hemoglobin, an increase in the reticulocytes (2 to 12%), a shortened red cell life span and a rise in methemoglobin. G6PD deficient patients have greater responses.

Nervous System Effects: Peripheral neuropathy is a definite but unusual complication of Dapsone therapy in non-leprosy patients. Motor loss is predominant. If muscle weakness appears, Dapsone should be withdrawn. Recovery on withdrawal is usually substantially complete. The mechanism of recovery is reported by axonal regeneration. Some recovered patients have tolerated retreatment at reduced dosage. In leprosy this complication may be difficult to distinguish from a leprosy reactional state.

Body As A Whole: In addition to the warnings and adverse effects reported above, additional adverse reactions include: nausea, vomiting, abdominal pains, pancreatitis, vertigo, blurred vision, tinnitus, insomnia, fever, headache, psychosis, phototoxicity, pulmonary eosinophilia, tachycardia, albuminuria, the nephrotic syndrome, hypoalbuminemia without proteinuria, renal papillary necrosis, male infertility, drug-induced Lupus erythematosus and an infectious mononucleosis-like syndrome. In general, with the exception of the complications of severe anoxia from overdosage (retinal and optic nerve damage, etc.) these adverse reactions have regressed off drug.

OVERDOSAGE

Nausea, vomiting, hyperexcitability can appear a few minutes up to 24 hours after ingestion of an overdose. Methemoglobin induced depression, convulsions or severe cyanosis requires prompt treatment. In normal and methemoglobin reductase deficient patients, methylene blue, 1 to 2 mg/kg of body weight, given slowly intravenously, is the treatment of choice. The effect is complete in 30 minutes, but may have to be repeated if methemoglobin reaccumulates. For non-emergencies, if treatment is needed, methylene blue may be given orally in doses of 3 to 5 mg/kg every 4 to 6 hours. Methylene blue reduction depends on G6PD and should not be given to fully expressed G6PD deficient patients.

DOSAGE AND ADMINISTRATION

Dermatitis herpetiformis: The dosage should be individually titrated starting in adults with 50 mg daily and correspondingly smaller doses in children. If full control is not achieved within the range of 50 to 300 mg daily, higher doses may be tried. Dosage should be reduced to a minimum maintenance level as soon as possible. In responsive patients there is a prompt reduction in pruritus followed by clearance of skin lesions. There is no effect on the gastrointestinal component of the disease.

Dapsone levels are influenced by acetylation rates. Patients with high acetylation rates, or who are receiving treatment affecting acetylation may require an adjustment in dosage.

A strict gluten free diet is an option for the patient to elect, permitting many to reduce or eliminate the need for Dapsone; the average time for dosage reduction is 8 months with a range of 4 months to 2 1/2 years and for dosage elimination 29 months with a range of 6 months to 9 years.

Leprosy: In order to reduce secondary Dapsone resistance, the WHO Expert Committee on Leprosy and the USPHS at Carville, LA, recommended that Dapsone should be commenced in combination with one or more anti-leprosy drugs. In the multidrug program Dapsone should be maintained at the full dosage of 100 mg daily without interruption (with corresponding smaller doses for children) and provided to all patients who have sensitive organisms with new or recrudescing disease or who have not yet completed a two year course of Dapsone monotherapy. For advice and other drugs, the USPHS at Carville, LA (1-800-642-2477) should be contacted. Before using other drugs consult appropriate product labeling.

In bacteriologically negative tuberculoid and indeterminate disease, the recommendation is the coadministration of Dapsone 100 mg daily with six months of Rifampin 600 mg daily. Under WHO, daily Rifampin may be replaced by 600 mg Rifampin monthly, if supervised. The Dapsone is continued until all signs of clinical activity are controlled - usually after an additional six months. Then Dapsone should be continued for an additional three years for tuberculoid and indeterminate patients and for five years for borderline tuberculoid patients.

In lepromatous and borderline lepromatous patients, the recommendation is the coadministration of Dapsone 100 mg daily with two years of Rifampin 600 mg daily. Under WHO daily Rifampin may be replaced by 600 mg Rifampin monthly, if supervised. One may elect the concurrent administration of a third anti-leprosy drug, usually either Clofazamine 50 to 100 mg daily or Ethionamide 250 to 500 mg daily. Dapsone 100 mg daily is continued 3 to 10 years until all signs of clinical activity are controlled with skin scrapings and biopsies negative for one year. Dapsone should then be continued for an additional 10 years for borderline patients and for life for lepromatous patients.

Secondary Dapsone resistance should be suspected whenever a lepromatous or borderline lepromatous patient receiving Dapsone treatment relapses clinically and bacteriologically, solid staining bacilli being found in the smears taken from the new active lesions. If such cases show no response to regular and supervised Dapsone therapy within three to six months or good compliance for the past 3 to 6 months can be assured, Dapsone resistance should be considered confirmed clinically. Determination of drug sensitivity using the mouse footpad method is recommended and, after prior arrangement, is available without charge from the USPHS, Carville, LA. Patients with proven Dapsone resistance should be treated with other drugs.

LEPROSY REACTIONAL STATES

Abrupt changes in clinical activity occur in leprosy with any effective treatment and are known as reactional states. The majority can be classified into two groups.

The "Reversal" reaction (Type 1) may occur in borderline or tuberculoid leprosy patients often soon after chemotherapy is started. The mechanism is presumed to result from a reduction in the antigenic load: the patient is able to mount an enhanced delayed hypersensitivity response to residual infection leading to swelling ("Reversal") of existing skin and nerve lesions. If severe, or if neuritis is present, large doses of steroids should always be used. If severe, the patient should be hospitalized. In general anti-leprosy treatment is continued and therapy to suppress the reaction is indicated such as analgesics, steroids, or surgical decompression of swollen nerve trunks. USPHS at Carville, LA should be contacted for advice in management.

Erythema nodosum leprosum (ENL) (lepromatous reaction) (Type 2 reaction) occurs mainly in lepromatous patients and small numbers of borderline patients. Approximately 50% of treated patients show this reaction in the first year. The principal clinical features are fever and tender erythematous skin nodules sometimes associated with malaise, neuritis, orchitis, albuminuria, joint swelling, iritis, epistaxis or depression. Skin lesions can become pustular and/or ulcerate. Histologically there is a vasculitis with an intense polymorphonuclear infiltrate. Elevated circulating immune complexes are considered to be the mechanism of reaction. If severe, patients should be hospitalized. In general, anti-leprosy treatment is continued. Analgesics, steroids, and other agents available from USPHS, Carville, LA, are used to suppress the reaction.

HOW SUPPLIED

Dapsone Tablets USP, 25 mg are available as white to creamy white, uncoated round shaped tablets, debossed with “N” above the bisect and “135” below the bisect and plain on other side.

Bottle of 30 tablets NDC 70954-135-10

Bottle of 100 tablets NDC 70954-135-20

Dapsone Tablets USP, 100 mg are available as white to creamy white, uncoated round shaped tablets, debossed with “N” above the bisect and “136” below the bisect and plain on other side.

Bottle of 30 tablets NDC 70954-136-10

Bottle of 100 tablets NDC 70954-136-20

REFERENCES

1. Lee, B., et al., Zidovudine, Trimethoprim, and Dapsone Pharmacokinetic Interactions in Patients with HIV Infection. *Antimicrobial Agents and Chemotherapy*, May 1996; 1231-1236.

2. Lee, B., et al., Dapsone, Trimethoprim, and Sulfamethoxazole Plasma Levels During Treatment of Pneumocystis Carinii Pneumonia in Patients with AIDS, *Annals of Internal Medicine*, 1989; 110:606-611.

Store at 20° to 25°C (68° to 77°F); excursions permitted to 15° to 30°C (59° to 86°F) [see USP Controlled Room Temperature]. Protect from light.

Rx only.

Keep this and all drugs out of the reach of children.

Manufactured by:

Novitium Pharma LLC

70 Lake Drive, East Windsor

New Jersey 08520

Issued:03/2022

LB4465-00

PACKAGE LABEL.PRINCIPAL DISPLAY PANEL


PRINCIPAL DISPLAY PANEL-25 MG CONTAINER LABEL

NDC 70954-**135**-10

Dapsone Tablets USP, 25 mg

Rx only

30 Tablets


<p>Each tablet contains: 25 mg Dapsone.</p> <p>Usual Dosage: Read accompanying literature.</p> <p>KEEP THIS AND ALL DRUGS OUT OF THE REACH OF CHILDREN.</p> <p>Store at 20° to 25°C (68° to 77°F); excursions permitted to 15° to 30°C (59° to 86°F) [See USP Controlled Room Temperature].</p> <p>Dispense in a tight light resistant container.</p>	<p>NDC 70954-135-10</p> <p>Dapsone Tablets USP</p> <p>25 mg</p> <p>Rx only 30 Tablets</p> <p>novitium pharma</p>	<p>Manufactured by: Novitium Pharma LLC 70 Lake Drive, East Windsor New Jersey 08520</p> <p>Issued: 03/2022 LB4468-00</p>  <p>N 3 70954 13510 4</p>	<p>NO VARNISH</p>
---	--	---	-------------------

NDC 70954-**135**-20

Dapsone Tablets USP, 25 mg

Rx only

100 Tablets

<p>Each tablet contains: 25 mg Dapsone.</p> <p>Usual Dosage: Read accompanying literature.</p> <p>KEEP THIS AND ALL DRUGS OUT OF THE REACH OF CHILDREN.</p> <p>Store at 20° to 25°C (68° to 77°F); excursions permitted to 15° to 30°C (59° to 86°F) [See USP Controlled Room Temperature].</p> <p>Dispense in a tight light resistant container.</p>	<p>NDC 70954-135-20</p> <p>Dapsone Tablets USP</p> <p>25 mg</p> <p>Rx only 100 Tablets</p> <p>novitium pharma</p>	<p>Manufactured by: Novitium Pharma LLC 70 Lake Drive, East Windsor New Jersey 08520</p> <p>Issued: 03/2022 LB4467-00</p>  <p>N 3 70954 13520 3</p>	<p>NO VARNISH</p>
---	---	---	-------------------

PRINCIPAL DISPLAY PANEL-100 MG CONTAINER LABEL

NDC 70954-**136**-10

Dapsone Tablets USP, 100 mg

Rx only

30 Tablets

Each tablet contains: 100 mg Dapsone.

Usual Dosage: Read accompanying literature.

KEEP THIS AND ALL DRUGS OUT OF THE REACH OF CHILDREN.

Store at 20° to 25°C (68° to 77°F); excursions permitted to 15° to 30°C (59° to 86°F) [See USP Controlled Room Temperature].

Dispense in a tight light resistant container.

NDC 70954-**136**-10

Dapsone Tablets USP

100 mg

Rx only
30 Tablets

novitium
pharma

Manufactured by:
Novitium Pharma LLC
70 Lake Drive, East Windsor
New Jersey 08520
Issued: 03/2022

LB4466-00



N 3 7 0 9 5 4 1 3 6 1 0 1

NO VARNISH

NDC 70954-**136**-20

Dapsone Tablets USP, 100 mg

Rx only
100 Tablets

Each tablet contains: 100 mg Dapsone.

Usual Dosage: Read accompanying literature.

KEEP THIS AND ALL DRUGS OUT OF THE REACH OF CHILDREN.

Store at 20° to 25°C (68° to 77°F); excursions permitted to 15° to 30°C (59° to 86°F) [See USP Controlled Room Temperature].

Dispense in a tight light resistant container.

NDC 70954-**136**-20

Dapsone Tablets USP

100 mg

Rx only
100 Tablets

novitium
pharma

Manufactured by:
Novitium Pharma LLC
70 Lake Drive, East Windsor
New Jersey 08520
Issued: 03/2022

LB4465-00



N 3 7 0 9 5 4 1 3 6 2 0 0

NO VARNISH

DAPSONE			
dapsone tablet			
Product Information			
Product Type	HUMAN PRESCRIPTION DRUG	Item Code (Source)	NDC:70954-135
Route of Administration	ORAL		
Active Ingredient/Active Moiety			
Ingredient Name		Basis of Strength	Strength
DAPSONE (UNII: 8W5C518302) (DAPSONE - UNII:8W5C518302)		DAPSONE	25 mg
Inactive Ingredients			
Ingredient Name			Strength

SILICON DIOXIDE (UNII: ETJ7Z6XBU4)				
STARCH, CORN (UNII: O8232NY3SJ)				
MAGNESIUM STEARATE (UNII: 70097M6I30)				
CELLULOSE, MICROCRYSTALLINE (UNII: OP1R32D61U)				
Product Characteristics				
Color	WHITE (White to creamy white)		Score	2 pieces
Shape	ROUND		Size	6mm
Flavor			Imprint Code	N;135
Contains				
Packaging				
#	Item Code	Package Description	Marketing Start Date	Marketing End Date
1	NDC:70954-135-10	30 in 1 BOTTLE; Type 0: Not a Combination Product	01/15/2018	
2	NDC:70954-135-20	100 in 1 BOTTLE; Type 0: Not a Combination Product	01/15/2018	
Marketing Information				
Marketing Category		Application Number or Monograph Citation	Marketing Start Date	Marketing End Date
ANDA		ANDA206505	01/15/2018	

DAPSONE

dapsone tablet

Product Information

Product Type	HUMAN PRESCRIPTION DRUG	Item Code (Source)	NDC:70954-136
Route of Administration	ORAL		

Active Ingredient/Active Moiety

Ingredient Name	Basis of Strength	Strength
DAPSONE (UNII: 8W5C518302) (DAPSONE - UNII:8W5C518302)	DAPSONE	100 mg

Inactive Ingredients

Ingredient Name	Strength
SILICON DIOXIDE (UNII: ETJ7Z6XBU4)	
STARCH, CORN (UNII: O8232NY3SJ)	
MAGNESIUM STEARATE (UNII: 70097M6I30)	
CELLULOSE, MICROCRYSTALLINE (UNII: OP1R32D61U)	

Product Characteristics

Color	WHITE (White to creamy white)	Score	2 pieces
Shape	ROUND	Size	8mm
Flavor		Imprint Code	N;136
Contains			

Packaging

#	Item Code	Package Description	Marketing Start Date	Marketing End Date
1	NDC:70954-136-10	30 in 1 BOTTLE; Type 0: Not a Combination Product	01/15/2018	
2	NDC:70954-136-20	100 in 1 BOTTLE; Type 0: Not a Combination Product	01/15/2018	

Marketing Information

Marketing Category	Application Number or Monograph Citation	Marketing Start Date	Marketing End Date
ANDA	ANDA206505	01/15/2018	

Labeler - ANI Pharmaceuticals, Inc. (145588013)

Establishment

Name	Address	ID/FEI	Business Operations
Novitium Pharma LLC		080301870	ANALYSIS(70954-135, 70954-136) , LABEL(70954-135, 70954-136) , MANUFACTURE(70954-135, 70954-136) , PACK(70954-135, 70954-136)

Revised: 1/2019

ANI Pharmaceuticals, Inc.